



Olds & Area

2024 ANNUAL REPORT

OPPORTUNITY CHANGES EVERYTHING

OPPORTUNITY CHANGES EVERYTHING



Letitia Gole

Executive Director



Victoria Buergi

Board Chair

2024: A Year of Growth, Connection, and Impact at BGC Olds and Area

In 2024, BGC Olds and Area experienced another remarkable year of growth and resilience. Despite increasing pressures on families due to rising costs and child care demands, our Club continued to thrive—offering high-quality programs, expanding services, and deepening our impact on children, youth, and families across the region.

Strong Clubs

We continued to meet the high demand for child and youth care, with every program full and growing waitlists. Our licensed child care centres, out-of-school care sites, and innovative programs like Skilled 4 Success and Kinder Academy supported over 300 children and youth. Facility upgrades—such as the completed gym division and access to new storage—allowed us to expand classroom capacity and increase program flexibility.

We invested in our team by onboarding new staff, supporting ongoing training including FLIGHT certification, and hosting professional development days focused on collaboration and connection. With 66 staff members across multiple sites, our dedicated team ensures consistent, high-quality care every day.

Strong Voice

We continued to be a strong advocate for the children and youth of our community. Through partnerships with organizations like GRIT and participation in provincial initiatives like AECEA and the BGC ELCC Advisory Panel, we brought forward the voices of families and front-line educators. Our social media presence grew stronger with personalized storytelling and highlights from Club life. We proudly celebrated being voted Best Daycare in Olds and congratulated Executive Director Letitia Gole for being named Businesswoman of the Year—a reflection of our leadership and community recognition.

Strong Communities

Through partnerships and outreach, we expanded access to programming and strengthened our ties to the community. Our summer youth programs welcomed nearly 100 youth, while new parenting supports and upcoming youth programs like Learn On and Creating Connections prepared us for the future.

We worked closely with the Town of Olds, FCSS, and other partners to develop inclusive programming, including SEL support at Holy Trinity, a new pre-teen room, and the exciting return of community events like the Haunted House and Olds Fashioned Christmas.

Stronger Together

Our momentum is only possible through the strength of our people and partnerships. From long-standing staff and board members to new community sponsors and donors, everyone plays a role in ensuring the Club remains a place where children and youth belong.

In 2024, we successfully secured grants for parenting programs, mental health initiatives, and food education—totaling over \$60,000. We launched new fundraising campaigns and developed a compelling case for support to enhance donor engagement.

Looking ahead to 2025, we're excited to continue expanding, advocating, and evolving to meet the growing needs of our community.

OUR MISSION

To provide safe, supportive places where children and youth can experience new opportunities, overcome barriers, build positive relationships, and develop confidence and skills for life.



OUR VISION

All children and youth discover and achieve their dreams and grow up to be healthy, successful, and active participants in society.

OUR VALUES



BELONGING

We welcome everyone in a safe, accepting environment based on belonging and positive relationships.




RESPECT

We ensure that everyone—children, youth, families, volunteers, staff—is heard, valued, and treated fairly.



ENCOURAGEMENT AND SUPPORT

We encourage and support every child and youth to play, learn, and grow to achieve their dreams.



WORKING TOGETHER

We work together with young people, families, volunteers, our communities, and government.



SPEAKING OUT

We speak out for children, youth, and families so that we can make our world better.

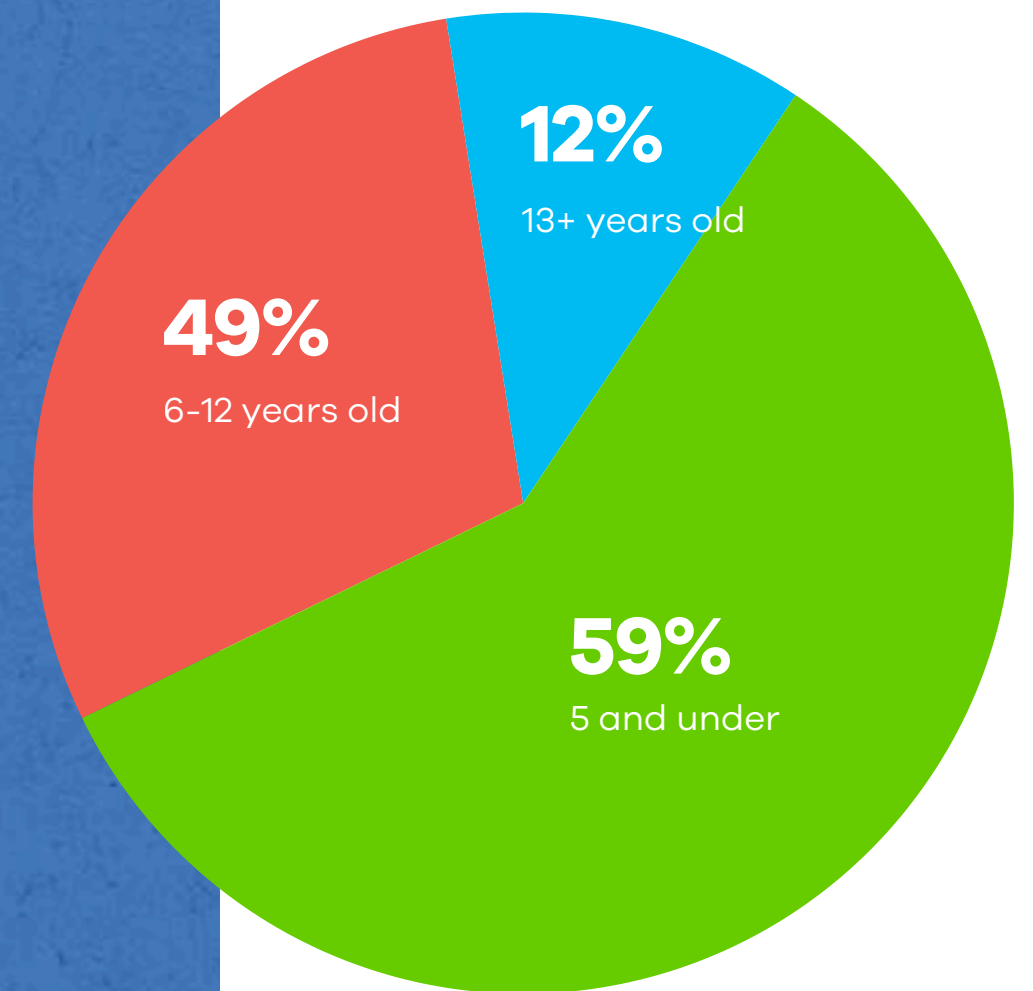




WHO WE ARE

Since 1984, BGC Olds and Area has been delivering high-quality programming for children and youth in our community. Originally established as the Olds Before and After School Care Association, the organization officially became the Boys and Girls Club of Olds and Area in 2010 and has since grown into the “go-to” organization for children, youth, and families across Olds and Mountain View County. Serving individuals ages 0–24, BGC Olds and Area provides programs that create lifelong positive impact by promoting physical activity, health and safety; fostering leadership, growth, and empowerment; supporting learning and career development; and strengthening families and communities so children and youth can thrive..


WHO WE SERVE



WHAT CLUBS DO



EDUCATIONAL SUPPORT



STEM EDUCATION



GARDENING NUTRITION & FOOD EDUCATION

VIRTUAL PROGRAMMING



BEFORE AND AFTER SCHOOL PROGRAMS



TRANSPORTATION

DIGITAL LITERACY



BREAKFAST PROGRAMS

HEALTHY SNACKS & MEALS



ARTS MUSIC



MENTAL HEALTH & WELLNESS



JOB READINESS MENTORING

INDIGENOUS INITIATIVES & PROGRAMS

VOLUNTEERING

YOUTH LEADERSHIP

CIVIC ENGAGEMENT



SUMMER CAMPS



PHYSICAL FITNESS & SPORTS

PARENTING EDUCATION & SUPPORT

HEALTHY RELATIONSHIP PROGRAMMING

SUBSTANCE USE & PREVENTION

CRIME PREVENTION



97

staff members

6

Club staff are former Club kids

76

volunteers



92,500

healthy meals and snacks served

5

Club locations

721

served



BECAUSE OF OUR CLUB...



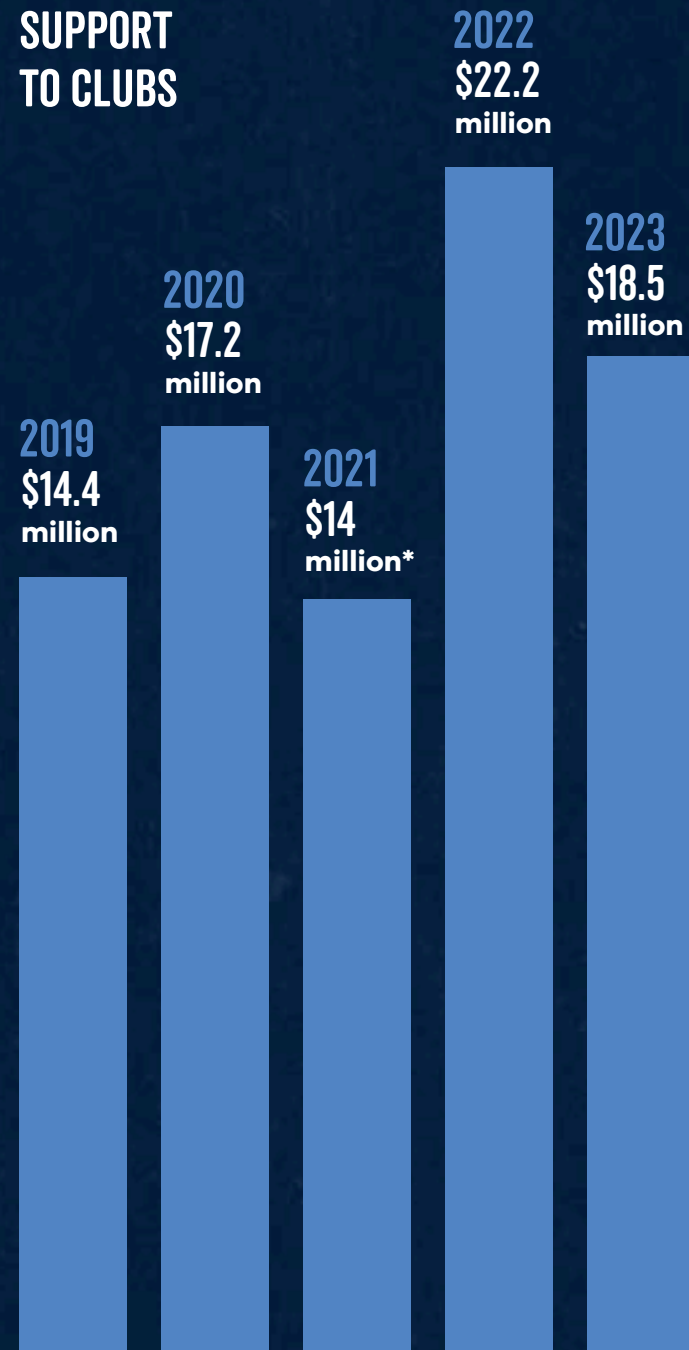
The data from the member survey demonstrates the transformational impact Clubs have on a young person's life.

Because of our Club, 90% or more of children and youth surveyed report that they:

- ✓ have more people they like to spend time with
- ✓ feel like they matter to more people
- ✓ are more comfortable being themselves
- ✓ are more aware of the feelings of others
- ✓ make better choices
- ✓ are more physically active
- ✓ are more excited to try new things
- ✓ are better able to bounce back after going through a hard time
- ✓ are better able to take steps to reach their goals
- ✓ are more confident in their abilities

FINANCIAL SUMMARY

SUPPORT TO CLUBS



* An additional \$2.2M in emergency relief grants were provided to Clubs in 2020, which was not repeated in 2021

BOYS AND GIRLS CLUB OF OLDS AND AREA

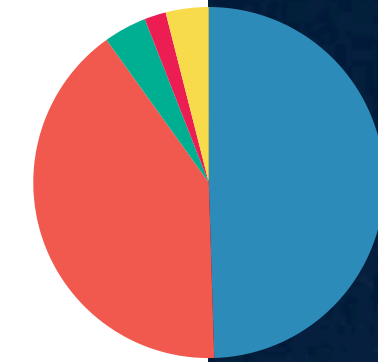
STATEMENT OF OPERATIONS YEAR ENDED DECEMBER 31, 2024

	2024	2023
REVENUE		
Program (including subsidies)	\$ 1,515,556	\$ 1,534,967
Grant (Note 6)	1,522,261	1,351,859
Fundraising	47,068	52,271
Donations	10,068	21,174
Interest income	8,142	-
	<u>3,103,095</u>	<u>2,960,271</u>
EXPENSES		
Advertising and promotion	6,328	3,342
Bad debts	14,269	20,048
Fundraising	51,543	34,207
Insurance	21,129	22,302
Interest and bank charges	7,571	7,935
Licenses, fees and dues	17,354	3,737
Office	67,317	52,666
Professional fees	64,547	64,635
Program expenses	113,394	128,883
Property taxes	3,580	3,331
Rent	211,339	210,256
Repairs and maintenance	20,013	21,120
Security	1,456	4,881
Staff appreciation	30,439	24,087
Telephone	10,420	10,035
Training	59,503	29,499
Vehicle operating	9,841	550
Wages and benefits	2,342,412	2,178,267
	<u>3,052,455</u>	<u>2,819,781</u>
EXCESS OF REVENUES OVER EXPENSES BEFORE THE FOLLOWING	50,640	140,490
AMORTIZATION OF CAPITAL ASSETS	(31,646)	(17,113)
AMORTIZATION OF CAPITAL CONTRIBUTIONS	30,942	13,388
EXCESS OF REVENUES OVER EXPENSES	\$ 49,936	\$ 136,765

BOYS AND GIRLS CLUB OF OLDS AND AREA

STATEMENT OF FINANCIAL POSITION DECEMBER 31, 2024

	2024	2023
ASSETS		
CURRENT ASSETS		
Cash and cash equivalents	\$ 468,804	\$ 518,036
Investments (Note 3)	265,000	15,000
Accounts receivable (Note 4)	110,498	92,360
Grant funding receivable	41,673	131,959
Government remittances receivable	10,904	26,264
Prepaid expenses and deposits	14,466	23,925
	<u>911,345</u>	<u>807,544</u>
CAPITAL ASSETS (Note 5)	66,124	70,755
	<u>\$ 977,469</u>	<u>\$ 878,299</u>
LIABILITIES		
CURRENT LIABILITIES		
Accounts payable and accrued liabilities	\$ 85,750	\$ 143,593
Deferred revenue (Note 6)	143,148	30,129
	<u>228,898</u>	<u>173,722</u>
CAPITAL CONTRIBUTIONS (Note 7)	63,374	69,316
TOTAL LIABILITIES	292,272	243,038
NET ASSETS		
NET INVESTMENT IN CAPITAL ASSETS	2,750	1,439
UNRESTRICTED NET ASSETS	682,447	633,822
	<u>685,197</u>	<u>635,261</u>
	<u>\$ 977,469</u>	<u>\$ 878,299</u>



REVENUE

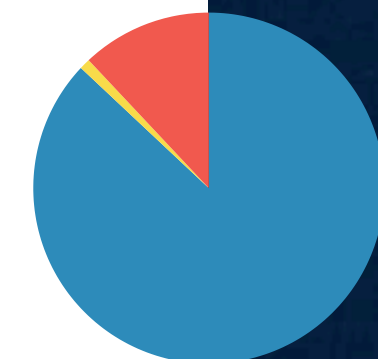
50%
Government

41%
Donations and special events

4%
Member, service and event fees

2%
Investment income and miscellaneous

4%
BGC Canada Foundation



EXPENSES BY FUNCTION

87%
Support to Member Clubs, Programs, Services and Grants

1%
Governance

12%
Administration And Amortization

Thank you

to our partners for their outstanding commitment to changing young lives

